





# 2208 RIVERSIDE PARKWAY

FORMER SONIC, LAWRENCEVILLE, GA 30043



## TRAFFIC COUNTS

Riverside Parkway 16,000 VPD  
GA Hwy 120 (Duluth Hwy) 28,000 VPD

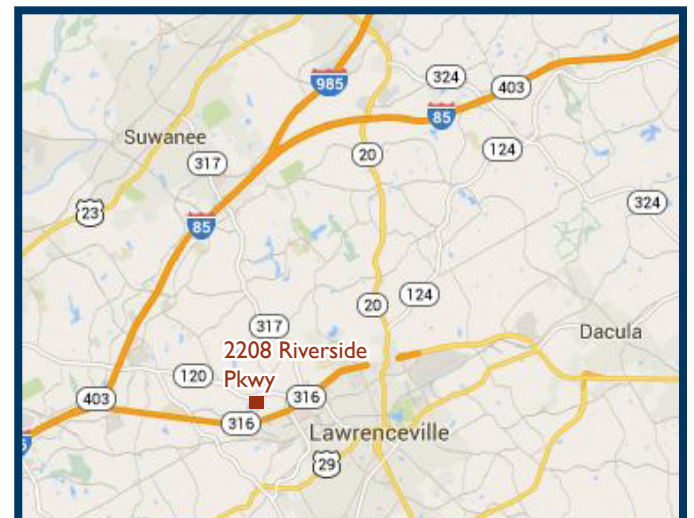


## DEMOGRAPHICS - CoStar 2019

	1 mile	3 miles	5 miles
Population	11,433	75,684	206,022
Daytime Emploment	1,795	54,849	111,834
Ave. HH Income	\$78,604	\$86,563	\$85,525

## GPS COORDINATES

Lat. 34.966472 Long. -84.03372

Interior Photos



**Lisa M. Graham**  
Senior Leasing Representative

[lgraham@BrandProperties.com](mailto:lgraham@BrandProperties.com)

770.497.6488 Direct | 678.469.4504 Mobile

**BRAND** Real Estate Services  
1960 Satellite Boulevard, Suite 1300 Duluth, GA 30097 770.476.4801